

Sanghi Industries Limited

Corporate Office : 10th Floor, Kataria Arcade,
Off. S. G. Highway, Post : Makarba, Dist : Ahmedabad - 380051.
Tel. : 079-26838000 Fax : 079 - 26838111
E-mail : sanghicmo@sanghiment.com



Turning Dreams into Concrete Reality

BY E-MAIL/HAND DELIVERY

16th April, 2015

The General Manager BSE Ltd. Phiroze Jeejeebhoy Towers, Dalal Street, Mumbai – 400 001	The Assistant Vice-President The National Stock Exchange of India Ltd. Exchange Plaza, 5th Floor, Plot No.C/1, G Block, Bandra Kurla Complex Bandra (East), Mumbai – 400 051
---	--


Dear Sir,

Sub: Shareholding Pattern of the Company as on 31st March, 2015

Pursuant to the provisions of Clause 35 of the Listing Agreement executed with the Stock Exchanges, please find enclosed the Shareholding Pattern of the Company as on 31st March, 2015.

Kindly find the above in order and take the same on record at the earliest.

Yours faithfully,
For Sanghi Industries Ltd


Anil Agrawal
Company Secretary



Encl : as above

CIN No. : L18209TG1985PLC005581

Registered Office : P.O. Sanghinagar, Hayatnagar Mandal, R R District, Telangana - 501511.

Tel. : 08415 - 242240, Email : companysecretary@sanghiment.com

Website : www.sanghiment.com

(I)(a)

Statement showing Shareholding Pattern

Name of the Company: SANGHI INDUSTRIES LTD			
Scrip Code, Name of the scrip, class of security: BSE 526521 NSE:- SANGHIIND			
Quarter ended: 31st March, 2015			
Partly paid-up shares:-	No. of partly paid-up shares	As a % of total no. of partly paid-up shares	As a % of total no. of shares of the company
Held by promoter/promoters group	0	0	0
Held by public	0	0	0
Total	0	0	0
Outstanding convertible securities:-	No. of outstanding securities	As a % of total No. of outstanding convertible securities	As a % of total no. of shares of the company, assuming full conversion of the convertible securities
Held by promoter/promoter group	0	0	0
Held by public	0	0	0
Total	0	0	0
Warrants:-	No. of warrants	As a % of total no. of warrants	As a % of total no. of shares of the company, assuming full conversion of warrants
Held by promoter/ promoter group	0	0	0
Held by public	0	0	0
Total	0	0	0
Total paid-up capital of the company assuming full conversion of warrants and convertible securities	21,99,79,000 equity shares of Rs. 10/- each fully paid up aggregating Rs. 219,97,90,000		



Statement Showing Shareholding Pattern										
SANGHI INDUSTRIES LTD										
Quarter Ended : 31 st March, 2015										
Category code	Name of the Company :	Scrip Code : BSE	526521	Number of Shareholders	Total number of shares	Number of shares held in dematerialized form	As a percentage of (A+B) ¹	As a percentage of (A+B+C)	Number of shares	Shares Pledged or otherwise encumbered
	Scrip Code : NSE	SANGHIIND					Total shareholding as a percentage of total number of shares			
(A)	Shareholding of Promoter and Promoter Group ²									
1	Indian									
(a)	Individuals/ Hindu Undivided Family			19	82585750	81585750	37.54	37.54	77651000	94.02
(b)	Central Government/ State Government(s)									
(c)	Bodies Corporate			12	73660032	73660032	33.49	33.49	35675437	48.43
(d)	Financial Institutions/ Banks									
(e)	Any Others(Specify)									
	Sub Total(A)(1)			31	156245782	155245782	71.03	71.03	113326437	72.53
2	Foreign									
a	Individuals (Non-Residents Individuals/ Foreign Individuals)									
b	Bodies Corporate									
c	Institutions									
d	Any Others(Specify)									
	Sub Total(A)(2)			0	0	0	0	0	0	0.00
	Total Shareholding of Promoter and Promoter Group (A) = (A)(1)+(A)(2)			31	156245782	155245782	71.03	71.03	113326437	72.53
(B)	Public shareholding									




Category code	Category of Shareholder	Number of Shareholders	Total number of shares	Number of shares held in dematerialized form	Total shareholding as a percentage of total number of shares		Shares Pledged or otherwise encumbered	
					As a percentage of (A+B) ¹	As a percentage of (A+B+C)	Number of shares	As a percentage
I	Institutions							
(a)	Mutual Funds/ UTI	14	11016780	11010980	5.01	5.01	0	0.00
(b)	Financial Institutions / Banks	1	3275	0	0.00	0.00	0	0.00
(c)	Central Government/ State Government(s)	0	0	0	0.00	0.00	0	0.00
(d)	Venture Capital Funds	0	0	0	0.00	0.00	0	0.00
(e)	Insurance Companies	0	0	0	0.00	0.00	0	0.00
(f)	Foreign Institutional Investors	2	1300000	1300000	0.59	0.59	0	0.00
(g)	Foreign Venture Capital Investors	0	0	0	0.00	0.00	0	0.00
(h)	Qualified Foreign Investor (QFI)	0	0	0	0.00	0.00	0	0.00
(l)	Any Other (specify) FFIs	0	0	0	0.00	0.00	0	0.00
	Sub-Total (B)(I)	17	12320055	12310980	5.60	5.60	0	0.00
B 2	Non-institutions							
(a)	Bodies Corporate	348	38087565	37977315	17.31	17.31	0	0.00
(b)	Individuals							
I	Individuals -i. Individual shareholders holding nominal share capital up to Rs 1 lakh	11537	6033411	5984652	2.74	2.74	0	0.00
II	ii. Individual shareholders holding nominal share capital in excess of Rs. 1 lakh.	162	5954159	5819159	2.71	2.71	0	0.00
(c)	Qualified Foreign Investor (QFI)	0	0	0	0.00	0.00	0	0.00
(d)	Any Other (specify)							
(d-i)	NRI	284	1088115	743765	0.49	0.49	0	0.00
(d-ii)	Clearing Members	60	249913	249913	0.11	0.11	0	0.00
(d-iii)	Trust	0	0	0	0.00	0.00	0	0.00



Category code	Category of Shareholder	Number of Shareholders	Total number of shares	Number of shares held in dematerialized form	Total shareholding as a percentage of total number of shares		Shares Pledged or otherwise encumbered	
					As a percentage of (A+B) ¹	As a percentage of (A+B+C)	Number of shares	As a percentage
	Sub-Total (B)(2)	12391	51413163	50774804	23.37	23.37	0	0
(B)	Total Public Shareholding (B) = (B)(1)+(B)(2)	12408	63733218	63085784	28.97	28.97	0	0.00
	TOTAL (A)+(B)	12439	219979000	218331566	100.00	100.00	113326437	51.52
(C)	Shares held by Custodians and against which Depository Receipts have been issued	0	0	0	0	0	0	0.00
	GRAND TOTAL (A)+(B)+(C)	12439	219979000	218331566	100.00	100.00	113326437	51.52



Sr.No	Notes
1	NA
2	NA
3	NA
4	NA
5	NA
6	NA
7	NA
8	NA
9	NA



(I)(b) **Statement showing Shareholding of persons belonging to the category
"Promoter and Promoter Group"**


Sr. No.	Name of the shareholder	Total shares held		Shares pledged or otherwise encumbered		
		Number of shares	As a % of grand total (A)+(B)+(C)	Number	As a percentage	As a % of grand total (A)+(B)+(C) of sub-clause (I) (a)
Individuals						
1	Sri Ram Sharan Sanghi	187000	0.09	187000	100.00	0.09
2	Sri Sudhir Sanghi	187000	0.09	187000	100.00	0.09
3	Sri Ravi Sanghi	36062150	16.39	36062150	100.00	16.39
4	Sri Gireesh Sanghi	2807900	1.28	187000	6.66	0.09
5	Smt. Kamala Rani Sanghi	140250	0.06	140250	100.00	0.06
6	Smt. Usha Sanghi	140250	0.06	140250	100.00	0.06
7	Smt. Anita Sanghi	1020200	0.46	140250	13.75	0.06
8	Smt. Alka Sanghi	1074150	0.49	140250	13.06	0.06
9	Ms. Pooja Sanghi	343750	0.16	343750	100.00	0.16
10	Ms. Ekta Sanghi	343750	0.16	343750	100.00	0.16
11	Ms. Arti Sanghi	343750	0.16	343750	100.00	0.16
12	Sri Sudhir Sanghi HUF	7866000	3.58	7866000	100.00	3.58
13	Sri Ravi Sanghi HUF	7866000	3.58	7866000	100.00	3.58
14	Sri Gireesh Sanghi HUF	7866000	3.58	7866000	100.00	3.58
15	Mr. Siddharth Sanghi	5279600	2.40	5279600	100.00	2.40
16	Mr. Aditya Sanghi	2889500	1.31	2639500	91.35	1.20
17	Mr. Alok Sanghi	2889500	1.31	2639500	91.35	1.20
18	Mr. Asish Sanghi	2639500	1.20	2639500	100.00	1.20
19	Mr. Gaurav Sanghi	2639500	1.20	2639500	100.00	1.20
	Sub total	82585750	37.54	77651000	94.02	35.30
Bodies Corporate						
1	SZF Private Limited	6884000	3.13	6884000	100.00	3.13
2	Sanghi Threads Private Limited	1754000	0.80	1754000	100.00	0.80
3	Sanghi Filaments Private Limited	2287500	1.04	2287500	100.00	1.04
4	Sanghi Poly Zips Private Limited	1482500	0.67	1482500	100.00	0.67
5	Sanghi Synthetics Private Limited	1675000	0.76	1675000	100.00	0.76
6	Alpha Zippers Private Limited	1675000	0.76	1675000	100.00	0.76
7	Fancy Zippers Private Limited	1468750	0.67	1468750	100.00	0.67
8	Balaji Zippers Private Limited	2775000	1.26	2775000	100.00	1.26
9	SKK Zippers Private Limited	3575000	1.63	3575000	100.00	1.63
10	Maruti Fastners Private Limited	1468750	0.67	1468750	100.00	0.67
11	Sanghi Polymers Private Limited	4700000	2.14	2991864	63.66	1.36
12	Samruddhi Investors Services Private Limited	43914532	19.96	7638073	17.39	3.47
	Sub total	73660032	33.49	35675437	48.43	16.22
TOTAL		156245782	71.03	113326437	72.53	51.52




(f)(c)(ii) Statement showing holding of securities (including shares, warrants, convertible securities) of persons (together with PAC) belonging to the category "Public" and holding more than 5% of the total number of shares of the company								
Sr. No.	Name(s) of the shareholder(s) and the Persons Acting in Concert (PAC) with them	Number of shares	Shares as a percentage of total number of shares (i.e., Grand Total (A)+(B)+(C) indicated in Statement at para (f)(a) above}	Details of warrants		Details of convertible securities		Total shares (including underlying shares assuming full conversion of warrants and convertible securities) as a % of diluted share capital
				Number of warrants	As a % total number of warrants of the same class	Number of convertible securities held	% w.r.t total number of convertible securities of the same class	
	NIL							



(D)(c)(i) Statement showing holding of securities (including shares, warrants, convertible securities) of persons belonging to the category "Public" and holding more than 1% of the total number of shares as on 31/03/2015								
Sr. No.	Name of the shareholder	Number of shares	Shares as a percentage of total number of shares (i.e., Grand Total (A)+(B)+(C) indicated in Statement at para (1)(a) above)	Detail of warrants		Details of convertible securities		Total shares (Including underlying shares assuming full conversion of warrants and convertible securities as a % of diluted share capital)
				Number of warrants held	As a % total number of warrants of the same class	Number of convertible securities held	% w.r.t total number of convertible securities of the same class	
1	Safal Investors Services Pvt Ltd	5357638	2.44	0	0.00	0	0.00	2.44
2	Pacific Investors Services Pvt Ltd	4424312	2.01	0	0.00	0	0.00	2.01
3	RELIANCE CAPITAL TRUSTEE CO LTD-A/C RELIANCE MID & SMALL	4265642	1.94	0	0.00	0	0.00	1.94
4	Aavishkar Investors Services Pvt. Ltd.	3580499	1.63	0	0.00	0	0.00	1.63
5	Shreenathji Voyage Private Limited	6994587	3.18	0	0.00	0	0.00	3.18
6	Balaji Voyage Pvt. Ltd.	7870665	3.58	0	0.00	0	0.00	3.58
	Total	32493343	14.77	0	0.00	0	0.00	14.77



(I)(d) Statement showing details of locked-in shares- Promoters			
Sr. No.	Name of the Promoter	Number of locked-in shares	Locked-in shares as a percentage of total number of shares {i.e., Grand Total (A)+(B)+(C) indicated in Statement at para (I)(a) above}
1	Nil	0	0.00
2	Nil	0	0.00
3	Nil	0	0.00
4	Nil	0	0.00
TOTAL		0	0.00



(II)(a) Statement showing details of Depository Receipts (DRs)

Sr. No.	Type of outstanding DR (ADRs, GDRs, SDRs, etc.)	Number of outstanding DRs	Number of shares underlying outstanding DRs	Shares underlying outstanding DRs as a percentage of total number of shares {i.e., Grand Total (A)+(B)+(C) indicated in Statement at para (I)(a) above}
1	NA	NA	NA	NA
2	NA	NA	NA	NA
3	NA	NA	NA	NA
4	NA	NA	NA	NA
5	NA	NA	NA	NA
6	NA	NA	NA	NA
7	NA	NA	NA	NA
8	NA	NA	NA	NA
9	NA	NA	NA	NA
TOTAL				



(II)(b) Statement showing Holding of Depository Receipts (DRs), where underlying shares are in excess of 1% of the total number of shares

Sr. No.	Name of the DR Holder	Type of outstanding DR (ADRs, GDRs, SDRs, etc.)	Number of shares underlying outstanding DRs	Shares underlying outstanding DRs as a percentage of total number of shares {i.e., Grand Total (A)+(B)+(C) indicated in Statement at para (I)(a) above}
1	NA	NA	NA	NA
2	NA	NA	NA	NA
3	NA	NA	NA	NA
4	NA	NA	NA	NA
5	NA	NA	NA	NA
6	NA	NA	NA	NA
7	NA	NA	NA	NA
8	NA	NA	NA	NA
9	NA	NA	NA	NA
TOTAL				

