



Turning Dreams into Concrete Reality

BY E-MAIL/HAND DELIVERY

18th April, 2013

The General Manager Bombay Stock Exchange Ltd. Phiroze Jeejeebhoy Towers, Dalal Street, Mumbai – 400 001	The Assistant Vice-President The National Stock Exchange of India Ltd. Exchange Plaza, 5th Floor, Plot No.C/1, G Block, Bandra Kurla Complex Bandra (East), Mumbai – 400 051
---	--

Dear Sir,

Sub: Shareholding Pattern of the Company as on 31st March, 2013

Pursuant to the provisions of Clause 35 of the Listing Agreement executed with the Stock Exchanges, please find enclosed the Shareholding Pattern of the Company as on 31st March, 2013.

Kindly find the above in order and take the same on record at the earliest.

Yours faithfully,
For **Sanghi Industries Ltd**


Anil Agrawal
Company Secretary



Encl : as above

Sanghi Industries Limited

Registered Office : P.O. Sanghinagar, Hayatnagar Mandal, R R District, Andhra Pradesh - 501 511, INDIA

Tel. : 08415 - 242240 Fax : 08415 - 242239 Email : companysecretary@sanghiment.com

Corporate Office : 10th Floor, Kataria Arcade, Off. S. G. Highway, Post : Makarba - 380051, Dist : Ahmedabad, Gujarat, INDIA


Tel. : 079 - 26838000 Fax : 079 - 26838111 Email : sanghicmo@sanghiment.com

Website : www.sanghiment.com

(I)(a)

Statement showing Shareholding Pattern

Name of the Company: SANGHI INDUSTRIES LTD			
Scrip Code, Name of the scrip, class of security: BSE 526521 NSE:- SANGHIIND			
Quarter ended: 31st March, 2013			
Partly paid-up shares:-	No. of partly paid-up shares	As a % of total no. of partly paid-up shares	As a % of total no. of shares of the company
Held by promoter/promoters group	0	0	0
Held by public	0	0	0
Total	0	0	0
Outstanding convertible securities:-	No. of outstanding securities	As a % of total No. of outstanding convertible securities	As a % of total no. of shares of the company, assuming full conversion of the convertible securities
Held by promoter/promoter group	0	0	0
Held by public	0	0	0
Total	0	0	0
Warrants:-	No. of warrants	As a % of total no. of warrants	As a % of total no. of shares of the company, assuming full conversion of warrants
Held by promoter/ promoter group	0	0	0
Held by public	0	0	0
Total	0	0	0
Total paid-up capital of the company assuming full conversion of warrants and convertible securities	21,99,79,000 equity shares of Rs. 10/- each fully paid up aggregating Rs. 219,97,90,000		





Statement Showing Shareholding Pattern										
SANGHI INDUSTRIES LTD										
31 st March, 2013										
Category code	Scrip Code : BSE	Scrip Code : NSE	Number of Shareholders	Total number of shares	Number of shares held in dematerialized form	As a percentage of(A+B) ¹	As a percentage of (A+B+C)	Number of shares	Shares Pledged or otherwise encumbered	As a percentage
	526521	SANGHIIND								
	Quarter Ended :									
(A)	Shareholding of Promoter and Promoter Group ²									
1	Indian									
(a)	Individuals/Hindu Undivided Family									
(b)	Central Government/ State Government(s)									
(c)	Bodies Corporate									
(d)	Financial Institutions/ Banks									
(e)	Any Others(Specify)									
			24	63352950	62352950	28.80	28.80	56592700	89.33	
			14	70895057	65495057	32.23	32.23	47319114	66.75	
			38	134248007	127848007	61.03	61.03	103911814	77.40	
2	Foreign									
a	Individuals (Non-Residents Individuals/ Foreign Individuals)									
b	Bodies Corporate									
c	Institutions									
d	Any Others(Specify)									
			0	0	0	0	0	0	0.00	
			38	134248007	127848007	61.03	61.03	103911814	77.40	
(B)	Public shareholding									



Category code	Category of Shareholder	Number of Shareholders	Total number of shares	Number of shares held in dematerialized form	Total shareholding as a percentage of total number of shares		Shares Pledged or otherwise encumbered	
					As a percentage of (A+B) ¹	As a percentage of (A+B+C)	Number of shares	As a percentage
I	Institutions							
(a)	Mutual Funds/ UTI	1	5800	0	0.00	0.00	0	0.00
(b)	Financial Institutions / Banks	1	3275	0	0.00	0.00	0	0.00
(c)	Central Government/ State Government(s)	0	0	0	0.00	0.00	0	0.00
(d)	Venture Capital Funds	0	0	0	0.00	0.00	0	0.00
(e)	Insurance Companies	0	0	0	0.00	0.00	0	0.00
(f)	Foreign Institutional Investors	1	2029365	2029365	0.92	0.92	0	0.00
(g)	Foreign Venture Capital Investors	0	0	0	0.00	0.00	0	0.00
(h)	Qualified Foreign Investor (QFI)	0	0	0	0.00	0.00	0	0.00
(I)	Any Other (specify) FFIs	2	5669585	5669585	2.58	2.58	0	0.00
	Sub-Total (B)(I)	5	7708025	7698950	3.50	3.50	0	0.00
B 2	Non-institutions							
(a)	Bodies Corporate	311	63851204	61514954	29.03	29.03	0	0.00
(b)	Individuals							
I	Individuals -i. Individual shareholders holding nominal share capital up to Rs 1 lakh.	8911	4996311	4436652	2.27	2.27	0	0.00
II	Individual shareholders holding nominal share capital in excess of Rs. 1 lakh.	124	7998687	2847587	3.64	3.64	0	0.00
(c)	Qualified Foreign Investor (QFI)	0	0	0	0.00	0.00	0	0.00
(d)	Any Other (specify)							
(d-i)	NRI	167	1136162	778312	0.52	0.52	0	0.00
(d-ii)	Clearing Members	17	10604	10604	0.00	0.00	0	0.00
(d-iii)	Trust	1	30000	30000	0.01	0.01	0	0.00

Category code	Category of Shareholder	Number of Shareholders	Total number of shares	Number of shares held in dematerialized form	Total shareholding as a percentage of total number of shares		Shares Pledged or otherwise encumbered	
					As a percentage of (A+B) ¹	As a percentage of (A+B+C)	Number of shares	As a percentage
	Sub-Total (B)(2)	9531	78022968	69618109	35.47	35.47	0	0
(B)	Total Public Shareholding (B) = (B)(1)+(B)(2)	9536	85730993	77317059	38.97	38.97	0	0.00
	TOTAL (A)+(B)	9574	219979000	205165066	100.00	100.00	103911814	47.24
(C)	Shares held by Custodians and against which Depository Receipts have been issued	0	0	0	0	0	0	0.00
	GRAND TOTAL (A)+(B)+(C)	9574	219979000	205165066	100.00	100.00	103911814	47.24



Sr.No	Notes
1	NA
2	NA
3	NA
4	NA
5	NA
6	NA
7	NA
8	NA
9	NA



(I)(b) **Statement showing Shareholding of persons belonging to the category "Promoter and Promoter Group"**

Sr. No.	Name of the shareholder	Total shares held		Shares pledged or otherwise encumbered		
		Number of shares	As a % of grand total (A)+(B)+(C)	Number	As a percentage	As a % of grand total (A)+(B)+(C) of sub-clause (I) (a)
Individuals						
1	Sri Ram Sharan Sanghi	187000	0.09	187000	100.00	0.09
2	Sri Anand Prakash Sanghi #	187000	0.09	187000	100.00	0.09
3	Sri Sudhir Sanghi #	187000	0.09	187000	100.00	0.09
4	Sri Ravi Sanghi	3012500	1.37	1187000	39.40	0.54
5	Sri Gireesh Sanghi	2807900	1.28	187000	6.66	0.09
6	Smt. Kamala Rani Sanghi	140250	0.06	140250	100.00	0.06
7	Smt. Anjana Sanghi #	140250	0.06	140250	100.00	0.06
8	Smt. Usha Sanghi #	140250	0.06	140250	100.00	0.06
9	Smt. Anita Sanghi	1020200	0.46	140250	13.75	0.06
10	Smt. Alka Sanghi	1074150	0.49	140250	13.06	0.06
11	Ms. Swati Sanghi #	343750	0.16	343750	100.00	0.16
12	Ms. Pooja Sanghi #	343750	0.16	343750	100.00	0.16
13	Ms. Ekta Sanghi	343750	0.16	343750	100.00	0.16
14	Ms. Arti Sanghi	343750	0.16	343750	100.00	0.16
15	Sri Anand Sanghi HUF #	7866250	3.58	7866250	100.00	3.58
16	Sri Sudhir Sanghi HUF#	7866000	3.58	7866000	100.00	3.58
17	Sri Ravi Sanghi HUF	7866000	3.58	7866000	100.00	3.58
18	Sri Gireesh Sanghi HUF	7866000	3.58	7866000	100.00	3.58
19	Mr. Amit Sanghi #	5279600	2.40	5279600	100.00	2.40
20	Mr. Siddharth Sanghi #	5279600	2.40	5279600	100.00	2.40
21	Mr. Aditya Sanghi	2889500	1.31	2639500	91.35	1.20
22	Mr. Alok Sanghi	2889500	1.31	2639500	91.35	1.20
23	Mr. Asish Sanghi	2639500	1.20	2639500	100.00	1.20
24	Mr. Gaurav Sanghi	2639500	1.20	2639500	100.00	1.20
	Sub total	63352950	28.80	56592700	89.33	25.73
Bodies Corporate						
1	Sanghi Polyesters Limited *	5412800	2.46	2412800	44.58	1.10
2	Sanghi Textiles Private Limited	5870000	2.67	5870000	100.00	2.67
3	SZF Private Limited**	9284000	4.22	6884000	74.15	3.13
4	Sanghi Threads Private Limited**	2354000	1.07	1754000	74.51	0.80
5	Sanghi Filaments Private Limited**	3037500	1.38	2287500	75.31	1.04
6	Sanghi Poly Zips Private Limited**	2082500	0.95	1482500	71.19	0.67
7	Sanghi Synthetics Private Limited**	2275000	1.03	1675000	73.63	0.76
8	Alpha Zippers Private Limited**	2275000	1.03	1675000	73.63	0.76
9	Fancy Zippers Private Limited**	2068750	0.94	1468750	71.00	0.67
10	Balaji Zippers Private Limited**	3375000	1.53	2775000	82.22	1.26
11	SKK Zippers Private Limited**	4175000	1.90	3575000	85.63	1.63
12	Maruti Fastners Private Limited**	2068750	0.94	1468750	71.00	0.67
13	Sanghi Polymers Private Limited	4700000	2.14	2991864	63.66	1.36
14	Samruddhi Investors Services Private Limited	21916757	9.96	10998950	50.19	5.00
	Sub total	70895057	32.23	47319114	66.75	21.51
	TOTAL	134248007	61.03	103911814	77.40	47.24


Even Though the shareholder's holding is forming part of Promoter Group, these Persons are not acting in concert with the Other Promoter Individuals.

* Subject to verification under proceedings pending with CLB Chennai bench.

** As per the order of Hon'ble Company Law Board, Chennai bench dated 28.10.09 these companies have been restrained from encumbering or dealing in any manner in the shares of Sanghi Industries Ltd without leave of the Hon'ble Company Law Board, Chennai bench until further orders




(1)(c)(ii) Statement showing holding of securities (including shares, warrants, convertible securities) of persons (together with PAC) belonging to the category "Public" and holding more than 5% of the total number of shares of the company							
Sr. No.	Name(s) of the shareholder(s) and the Persons Acting in Concert (PAC) with them	Number of shares	Shares as a percentage of total number of shares (i.e., Grand Total (A)+(B)+(C) indicated in Statement at para (1)(a) above)	Details of warrants	Details of convertible securities		Total shares (including underlying shares assuming full conversion of warrants and convertible securities) as a % of diluted share capital
				Number of warrants	As a % total number of warrants of the same class	Number of convertible securities held	% w.r.t total number of convertible securities of the same class
	NIL						



(D)(c)(i) Statement showing holding of securities (including shares, warrants, convertible securities) of persons belonging to the category "Public" and holding more than 1% of the total number of shares as on 31/03/2013								
Sr. No.	Name of the shareholder	Number of shares	Shares as a percentage of total number of shares (i.e., Grand Total (A)+(B)+(C) indicated in Statement at para (I)(a) above}	Detail of warrants		Details of convertible securities		Total shares (including underlying shares assuming full conversion of warrants and convertible securities as a % of diluted share capital)
				Number of warrants held	As a % total number of warrants of the same class	Number of convertible securities held	% w.r.t total number of convertible securities of the same class	
1	Spinnakar Global Emerging Markets Fund Ltd	4619370	2.10	0	0.00	0	0.00	2.10
2	Safal Investors Services Pvt Ltd	7850838	3.57	0	0.00	0	0.00	3.57
3	Pacific Investors Services Pvt Ltd	7424312	3.38	0	0.00	0	0.00	3.38
4	Prithvi Logistics Pvt Ltd	8446200	3.84	0	0.00	0	0.00	3.84
5	Classic Investors Services Pvt Ltd	5836253	2.65	0	0.00	0	0.00	2.65
6	Aavishkar Investors Services Pvt. Ltd.	5650427	2.57	0	0.00	0	0.00	2.57
7	Balaji Voyage Pvt. Ltd.	3300409	1.50	0	0.00	0	0.00	1.50
	Total	43127809	19.61	0	0.00	0	0.00	19.61



(I)(d) Statement showing details of locked-in shares- Promoters			
Sr. No.	Name of the Promoter	Number of locked-in shares	Locked-in shares as a percentage of total number of shares {i.e., Grand Total (A)+(B)+(C) indicated in Statement at para (I)(a) above}
1	Nil	0	0.00
2	Nil	0	0.00
3	Nil	0	0.00
4	Nil	0	0.00
TOTAL		0	0.00



(II)(a) Statement showing details of Depository Receipts (DRs)

Sr. No.	Type of outstanding DR (ADRs, GDRs, SDRs, etc.)	Number of outstanding DRs	Number of shares underlying outstanding DRs	Shares underlying outstanding DRs as a percentage of total number of shares {i.e., Grand Total (A)+(B)+(C) indicated in Statement at para (I)(a) above}
1	NA	NA	NA	NA
2	NA	NA	NA	NA
3	NA	NA	NA	NA
4	NA	NA	NA	NA
5	NA	NA	NA	NA
6	NA	NA	NA	NA
7	NA	NA	NA	NA
8	NA	NA	NA	NA
9	NA	NA	NA	NA
TOTAL				



(II)(b) Statement showing Holding of Depository Receipts (DRs), where underlying shares are in excess of 1% of the total number of shares

Sr. No.	Name of the DR Holder	Type of outstanding DR (ADRs, GDRs, SDRs, etc.)	Number of shares underlying outstanding DRs	Shares underlying outstanding DRs as a percentage of total number of shares {i.e., Grand Total (A)+(B)+(C) indicated in Statement at para (I)(a) above}
1	NA	NA	NA	NA
2	NA	NA	NA	NA
3	NA	NA	NA	NA
4	NA	NA	NA	NA
5	NA	NA	NA	NA
6	NA	NA	NA	NA
7	NA	NA	NA	NA
8	NA	NA	NA	NA
9	NA	NA	NA	NA
TOTAL				

